




BASIC

STRATFORD SERIES

PINCH-RESISTANT **DuraSafe System**



DuraSafe Door Sections
 NEW SECTION PROFILE
 ASSURES PINCH RESISTANCE
 BOTH INSIDE AND OUT.

SHOWN: STRATFORD INSULATED SHORT PANEL WITH OPTIONAL SUNRAY DECRA TRIM.

STRATFORD WITH DURASAFE

THE 2" THICK STRATFORD WITH DURASAFE SERIES PROVIDES HOMEOWNERS EXCELLENT THERMAL PROTECTION AND HANDSOME GOOD LOOKS. FEATURES INCLUDE TRUE 25-GAUGE STEEL CONSTRUCTION. THE STRATFORD INSULATED IS AVAILABLE WITH OPTIONAL 1-7/16" (3.7 CM) INSULATION WITH A LAMINATED BACKING AND AN R-VALUE OF 5.65. A SUPERLATIVE ADDITION TO ANY HOME; THE STRATFORD OFFERS HOMEOWNERS AN EXCEPTIONAL VALUE.

15-Year
 LIMITED WARRANTY

THE STRATFORD SERIES FEATURES A LIMITED 15 YEAR WARRANTY ON PAINT AND FINISH, AND 1-YEAR ON HARDWARE.



SHOWN: STRATFORD SHORT PANEL WITH OPTIONAL PRAIRIE DECRA TRIM.



SHOWN: STRATFORD SHORT PANEL WITH OPTIONAL CATHEDRAL DECRA TRIM.

DESIGN ELEMENTS

THE STRATFORD SERIES DOORS ARE AVAILABLE WITH A RAISED SHORT PANEL DESIGN IN YOUR CHOICE OF THREE COLORS.*



RAISED SHORT PANEL



WHITE



ALMOND
 (SELECT AREAS)



SANDTONE

* ACTUAL PAINT COLORS MAY VARY FROM SAMPLES SHOWN.

DECRA TRIM WINDOW ACCENTS

ADD VISUAL APPEAL TO YOUR WINDOWS WITH A VARIETY OF COLOR-MATCHED, EASY-TO-SNAP-IN DECRA TRIM INSERTS.

CLEAR



No INSERTS

PRAIRIE (PATENTED)



CASCADE



CATHEDRAL



WATERFORD



WAGON WHEEL



STOCKTON



SUNRAY



FULL SUNRAY



ONLY AVAILABLE ON 16' (487.68 cm) 17' (518.16 cm) 18' (548.64 cm)

DECRA GLASS™ WINDOWS

ADD A TOUCH OF ELEGANCE WITH TRANSLUCENT, TEMPERED DECRA GLASS.

CHALET



BRASS CAME & ETCHED DESIGN

RIVIERA



V-GROOVE ETCHED DESIGN

VICTORIAN



V-GROOVE ETCHED DESIGN

HORIZONS



FROSTED RESIN DESIGN

FLEUR



FROSTED RESIN DESIGN

WINDOWS, DECRA TRIM, AND DECRA GLASS ARE NOT AVAILABLE FOR 15'6" AND 15'8" SHORT PANEL DOORS.

THE AMARR PHILOSOPHY

SINCE 1951, WE HAVE SUCCESSFULLY RAISED THE STANDARDS OF QUALITY, VALUE, AND DEPENDABILITY IN OUR INDUSTRY. TODAY, WITH THE SAME PROMISE OF INDIVIDUAL ATTENTION AND GREAT VALUE FOR ALL OUR CUSTOMERS, WE REMAIN COMMITTED TO OFFERING PRODUCTS AND SERVICES THAT RAISE THOSE STANDARDS EVEN HIGHER.

TO CONTINUE ITS PROGRAM OF QUALITY AND DESIGN IMPROVEMENTS, AMARR RESERVES THE RIGHT TO CHANGE SPECIFICATIONS AND DESIGNS WITHOUT NOTICE AND WITHOUT INCURRING OBLIGATIONS.

BASIC

STRATFORD SERIES

PINCH-RESISTANT **DuraSafe System**

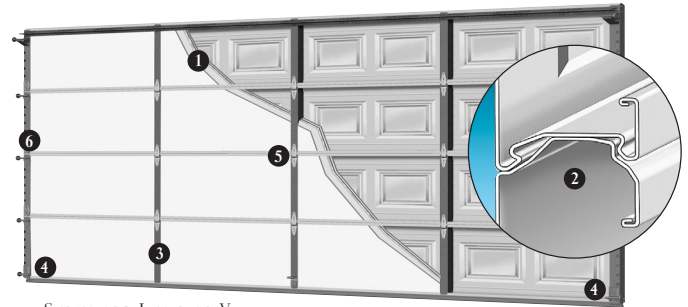
PRODUCT CLASSIFICATION

BEST WeatherGuard™

BETTER Heritage


BASIC Stratford

DURA SAFE SYSTEM FEATURES INCLUDE INBOARD DESIGN CENTER HINGES AND END HINGES, NEW PINCH RESISTANT SECTIONS, AND TAMPER RESISTANT BOTTOM BRACKETS. THESE FEATURES RESULT IN A NEW DESIGN FOR OVERALL HOMEOWNER SAFETY.



STRATFORD INTERIOR VIEW
Insulation Optional

- 1 EVERY AMARR GARAGE DOOR IS CONSTRUCTED OF RUGGED REAL-GAUGE STEEL. STRATFORD INSULATED DOORS FEATURE AN EXTERIOR LAYER OF HEAVY 25-GAUGE STEEL AND AN INTERIOR LAYER OF INSULATION. STRATFORD NON-INSULATED DOORS CONSIST OF A SINGLE-LAYER OF HEAVY 25-GAUGE STEEL. DOORS ARE HOT-DIPPED GALVANIZED TO HELP PREVENT RUSTING AND FEATURE A TWO-STEP PAINT PROCESS THAT INCLUDES A PRIMER COAT AND A TOUGH POLYESTER TOPCOAT THAT REQUIRES NO PAINTING.
- 2 UNIQUE TONGUE AND GROOVE SECTION PROFILE ASSURES PINCH RESISTANCE BOTH INSIDE AND OUT WHILE HELPING ELIMINATE DRAFTS AND OFFERING SUPERIOR PROTECTION AGAINST THE ELEMENTS.
- 3 GALVANIZED END AND CENTER STILES.
- 4 NEW PATENTED TAMPER RESISTANT BOTTOM BRACKETS HELP PREVENT ACCIDENTS. FULL-LENGTH ROLLER TUBE PREVENTS SLIP-OUTS. THE WEATHER SEAL PROVIDES A FLEXIBLE, CONTOURED VINYL SEAL BETWEEN THE DOOR AND FLOOR TO HELP PREVENT OUTSIDE AIR, DIRT, DUST, AND MOISTURE FROM SEEPING INTO THE GARAGE.
- 5 PATENTED FLUSH MOUNT INBOARD DESIGN CENTER HINGES PROVIDE PINCH RESISTANT PROTECTION AND A LOW PROFILE CLEAN LOOK ON THE INSIDE OF THE DOOR.
- 6 WITH MOST OF ITS ACTION HIDDEN INSIDE THE DOOR, OUR PATENTED END HINGES LEAVE NO ROOM FOR FINGERS.



AMARR DURA SAFE DOORS UNDER 8'9" WILL BE SUPPLIED WITH DURA SAFE HARDWARE. STANDARDS FOR PINCH RESISTANCE DO NOT APPLY TO DOORS OVER 8' HIGH SINCE THE POTENTIAL FOR PINCH POINTS ARE ABOVE TYPICAL GRASPING HEIGHTS. AMARR DOORS OVER 8'9" ARE SUPPLIED WITH CONVENTIONAL HARDWARE.

Amarr
GARAGE DOORS
BUILT FOR GOOD.™

165 CARRIAGE COURT
WINSTON-SALEM, NC 27105
336.744.5100 • 800.503.DOOR
FAX 336.767.3805 • www.amarr.com

YOUR LOCAL AMARR DEALER: